



ARCHED PANEL Specification Sheet

Customer Details

Name		Organisation	
Address			
State		Postcode	
Email	Phone	Fax	

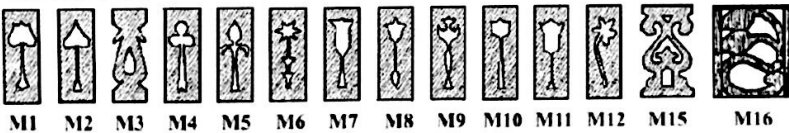
Arch details

Use: <input type="checkbox"/> External <input type="checkbox"/> Internal	Finishing: a. Painting b. Staining	Material: <input type="checkbox"/> Treated Pine <input type="checkbox"/> Pine <input type="checkbox"/> Other (please specify) _____	Fix panels to: <input type="checkbox"/> Posts <input type="checkbox"/> Wall to wall <input type="checkbox"/> Droppers
---	---	--	---

Insert Options

- Plain slats
- Squiggle slats
- Slats with motifs (circle one)

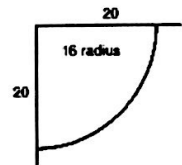
Slats with motifs



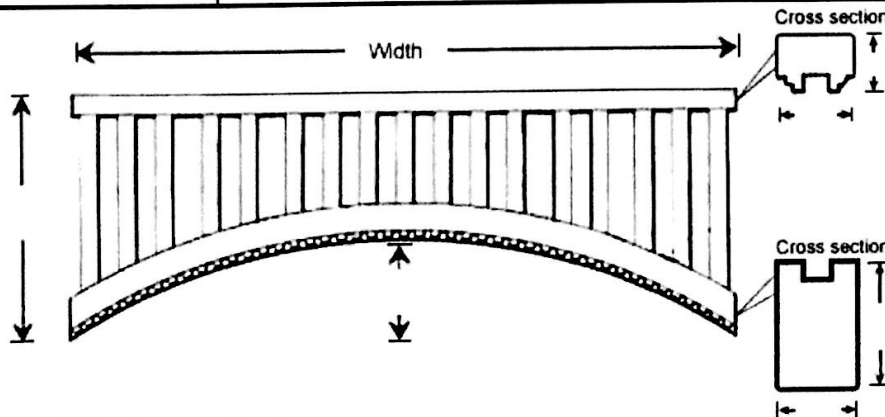
Dental Work

- None
- One side
- Both sides

Standard cross section:



Measurements



Cross Section Standards:

- | | | | |
|------------------|--------------------------|-----------------|--------------------------|
| Arch Rail | <input type="checkbox"/> | Top Rail | <input type="checkbox"/> |
| 42mm x 42mm | <input type="checkbox"/> | 42mm x 42mm | <input type="checkbox"/> |
| 80mm x 42mm | <input type="checkbox"/> | 45mm x 70mm | <input type="checkbox"/> |
| 80mm x 60mm | <input type="checkbox"/> | | |

Panel Widths:

- | | |
|---------|--------------------------|
| 1. | <input type="checkbox"/> |
| 2. | <input type="checkbox"/> |
| 3. | <input type="checkbox"/> |
| 4. | <input type="checkbox"/> |
| 5. | <input type="checkbox"/> |
| 6. | <input type="checkbox"/> |
| 7. | <input type="checkbox"/> |
| 8. | <input type="checkbox"/> |
| 9. | <input type="checkbox"/> |

Mitred end?

Approved by: _____ Date: _____